

BTI **BREAKER TECHNOLOGY, INC.**
 an Astec company



TTX Series

330 degree swing arc

30 ft to 45 ft reach
 Weight: 42,000-44,500 lbs
 Hydraulic Breaker Range:
 BT4000/VZ50 (4,000 ft lb) to
 BT10000/TB2080XC (10,000 ft lb)



ESX Series

170 degree swing arc

32 ft to 38 ft reach
 Weight: 35,600-38,700 lbs
 Hydraulic Breaker Range:
 BT4000/VZ50 (4,000 ft lb) to
 BT10000/TB2080XC (10,000 ft lb)



MRX Series

160 degree swing arc

24 ft to 36 ft reach
 Weight: 23,200-26,700 lbs
 Hydraulic Breaker Range:
 BT3500/TB830X (3,000 ft lb) to
 BT8000/VZ85 (8,500 ft lb)



MRH Series

170 degree swing arc

16 ft to 25 ft reach
 Weight: 13,500-15,000
 Hydraulic Breaker Range:
 BT2000/TB725X (2,000 ft lb) to
 VZ50/TB1280XC (5,500 ft lb)



NT Series

170 degree swing arc

16 ft to 20 ft reach
 Weight: 8,500-9,000 lbs
 Hydraulic Breaker Range:
 BT1000/TB425X (1,000 ft lb) to
 BT3500/TB830X (3,500 ft lb)



PB Series

150 degree swing arc

12 ft reach
 Weight: 5,000-6,200 lbs
 Hydraulic Breaker Range:
 BT750/TB285X (750 ft lb) to
 BT4000/VZ50 (5,000 ft lb)



MBS13H Series

Up to 220 degree swing arc,
 variable stop clock position.

13 ft reach
 Weight: 4,500 lbs
 Hydraulic Breaker Range:
 BT1000/TB425X (1,000 ft lb) to
 BT3500/TB830X (3,500 ft lb)



MBS10/HR Series

Up to 220 degree swing arc,
 variable stop clock position.

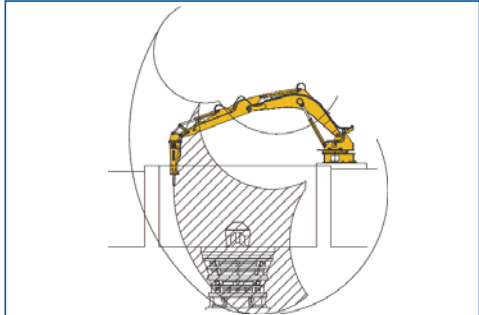
10 ft reach
 Side or in-line mounting
 Weight: 3,200-3,300 lbs
 Hydraulic Breaker Range:
 BT750/TB285F (750 ft lb) to
 BT1400/TB425X (1,400 ft lb)

All weights include breaker and pivot pack.

MORE
 because one size doesn't fit all

Booms and Breakers to match all applications . . .

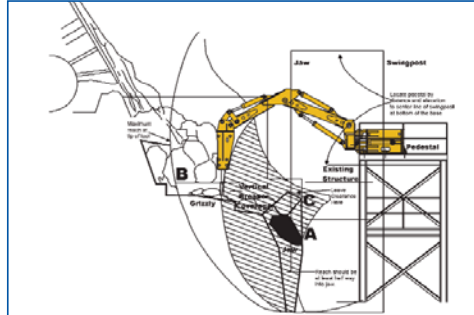
Hydraulic Breakers		BT750	TB285	TB335	BT1000	TB425	BT1400	TB625	BT2000	TB725	BT3500	TB830	BT4000	VZ50	BT5500	TB1280	BT8000	VZ85	BT10000	TB2080
Energy Class	ft-lbs	750	750	850	1,000	1,100	1,400	1,500	2,000	2,000	3,500	3,000	4,000	5,000	5,500	5,500	8,000	8,500	10,000	10,000
Operating Weight	lbs	662	460	735	948	1,295	1,213	1,832	2,095	2,441	2,867	2,771	4,441	4,520	5,493	4,917	7,012	6,710	9,233	8,326
	kg	300	210	334	430	587	550	831	950	1,107	1,300	1,257	2,015	2,050	2,492	2,230	3,181	3,043	4,188	3,776
Flow Range	gpm	7.9-14.5	10-15	11-17	11.9-21.1	16-23	13.2-26.4	21-28	24-29	25-32	26-37	32-39	34-45	42.3-52.9	42-58	50-65	48-66	50-69	66-85	75-92
	lpm	30-55	36-58	41-64	45-80	60-87	50-100	79-106	90-110	94-121	100-140	121-150	130-170	160-200	160-220	189-246	180-250	180-260	250-320	283-348
Pressure Range	psi bar	1,450-2,031 100-140	1,400-2,275 98-156	1,400-2,275 98-156	1,450-2,031 100-140	1,450-2,320 100-160	1,450-2,031 100-140	1,450-2,320 100-160	1,740-2,321 120-160	1,885-2,680 130-185	1,740-2,466 120-170	1,740-2,540 120-175	2,031-2,611 140-180	2,030-2,755 140-190	2,031-2,611 140-180	2,030-2,755 140-180	2,031-2,611 140-180	2,030-2,755 140-190	2,031-2,611 140-180	2,030-2,755 140-190
Tool Diameter	in mm	2.8 70	2.5 64	3.0 75	3.1 78	3.75 95	3.4 85	3.75 95	4.1 105	4.5 115	4.7 120	4.5 115	5.3 135	5.3 135	5.7 145	5.5 140	5.9 150	6.1 155	6.5 165	6.3 160
Frequency Range	bpm	390-1,000	730-1,120	640-1,060	450-1,000	780-1,140	400-840	670-950	350-600	640-825	400-600	587-728	330-530	480-720	300-400	470-610	280-400	380-650	250-320	450-550



Above-ground Gyratory

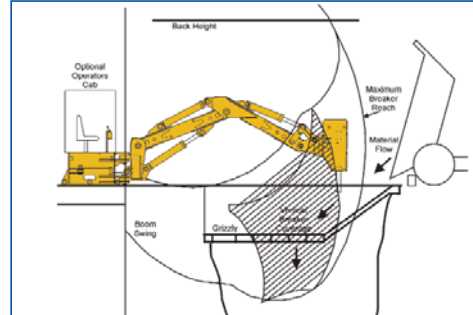
Vertical Breaker Coverage means that, within the envelope represented by hatched lines, the breaker has superior maneuverability for breaking rocks and turning them to break them. This situation requires a boom large enough to cover the gyratory crusher and maintain a pedestal location outside the rock box.

Maximum Reach of the rockbreaker is represented with a line showing where the tip of the tool is capable of reaching from the pedestal.



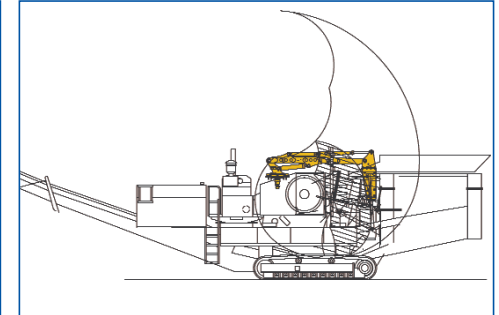
Stationary Jaw Crusher

Typically the Vertical Breaker Coverage should extend at least half way into the jaw. The rockbreaker should be mounted in line with material flow so that it can rake towards itself. Area "A" is of greatest concern, combined with the ability to rake on the grizzly "B" as far as possible. Area "C" is critical as it is desirable not to have the coverage too low, allowing extra clearance above the rock if required to break in this area.



Underground Grizzly

Coverage in this application enables raking and breaking of oversize in line with material flow on the flat section of the grizzly. Finer material is eliminated on the inclined section of the grizzly. The Vertical Breaker Coverage remains high enough above oversize on the grizzly to allow sufficient clearance for turning and breaking. In this situation, a side-mounted breaker permits working under low back heights by allowing lower elevation of the pedestal.



Mobile Crushers

The total weight of the unit, transport height, and in some cases ease of disassembly are key factors in selecting the appropriate boom/breaker combination for mobile/portable applications. Raking the material is less important in this situation, allowing the boom to be located off to the side, thereby allowing the vertical members of the feeder to be the sub-structure for the pedestal.

When selecting a rockbreaker system the most crucial factor is determining its location. This will take in two variables: possible pedestal locations, and boom size. The second most important aspect is choosing the correct breaker size. A breaker that is too small for the application will be ineffective.

- Where does the material bridge up or slow down? Where is it feasible to break oversize?
- Where can the pedestal be located so that the boom can provide adequate coverage, plus rake material into the crusher?
- Will the proposed location have operator and service personnel accessibility for the pedestal, boom and breaker?
- How hard is the material, and how often will it be necessary to break oversize? What is the desired volume per hour/per day?

Hydraulic power packs with integral tank and stand design provide hydraulic flow and pressure to operate the boom. Joystick controls: standard steel pedestal stand with fixed wire connection; or electric portable with 10-pin plug connector and optional harness; Optional radio remote controls with transmitter and console with shoulder harness.



10324-ENG-0108

BREAKER TECHNOLOGY an Astec Industries Company

UNITED STATES EAST 440.248.7168 • UNITED STATES WEST 951.369.0878 • CANADA/INTERNATIONAL 519.599.2015 • rockbreaker.com

